



# Rapid Measuring Systems

---

**NEW** One-key measurement in seconds



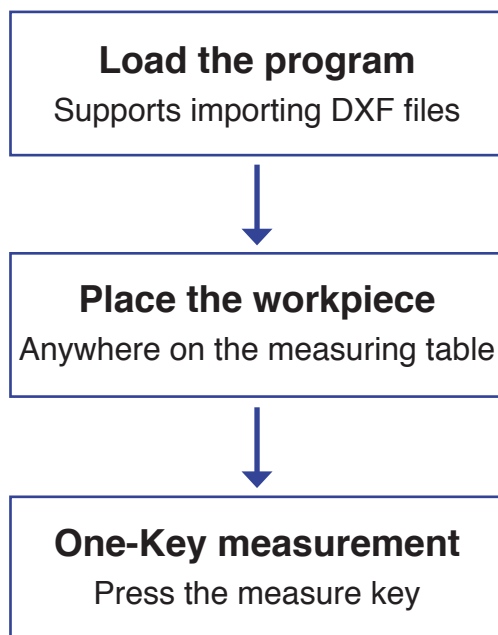
[www.fowlerprecision.com](http://www.fowlerprecision.com)

# Simple Operation

## One-Key Precision Measurement

The RM series of Fowler, Rapid Measuring Machines achieves fast dimensional measurement with one-key operation using proven precision image analysis algorithms using double telecentric lenses. In CNC mode, after placing workpieces on the measuring table, the operator only needs to press the start button, for the instrument to measure and evaluate multiple dimensions quickly. Consequently, the RM series is a one-key, image measuring machine.

## Simple Operation



## Efficient Measurement

The RM series is equipped with double telecentric optical lenses with high depth of field and large field of view.

**High Depth Of Field:** Without focusing multiple times, accurate measurements are achieved over the entire of depth of field.

**Large Field Of View:** Measure all the features of on objects in the field within seconds.

**512**

One button  
press up to  
512 features

**100**

One button  
press up to  
100 pieces


**3**

Measurement  
completed in  
3 seconds


## Optical Lenses

### Clear images at varying heights

Thanks to the double telecentric optical lenses with high depth of field and high resolution, images are clear even at different heights. Measuring data can be obtained correctly without tedious adjustment of the focal point.



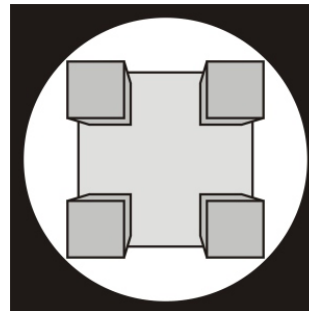
Normal lenses



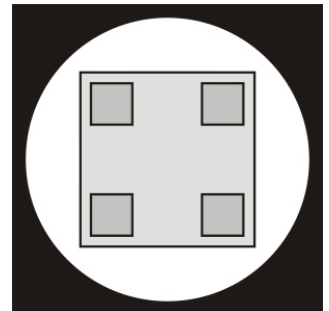
Dedicated lenses for RM series

### Always real size even if there are stages

Sizes of objects in images are always actual. Measuring data can be obtained correctly even for concave-convex areas.




Normal lenses




Dedicated lenses for RM series

### Zero distortion in the full field of view

Practically zero distortion of the image in the full field of view. Same results in any position on the measuring stage.



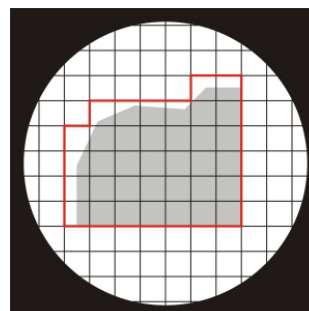
Normal lenses



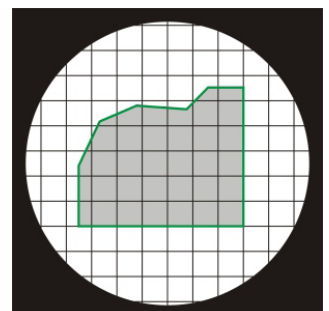
Dedicated lenses for RM series

### Sub-Pixel processing of edges

Thanks to algorithms of high-order interpolation and numerical fitting, the software can perform sub-pixel processing on the edges, and high-precision measurement with sub-pixel level is applied in a large field of view.

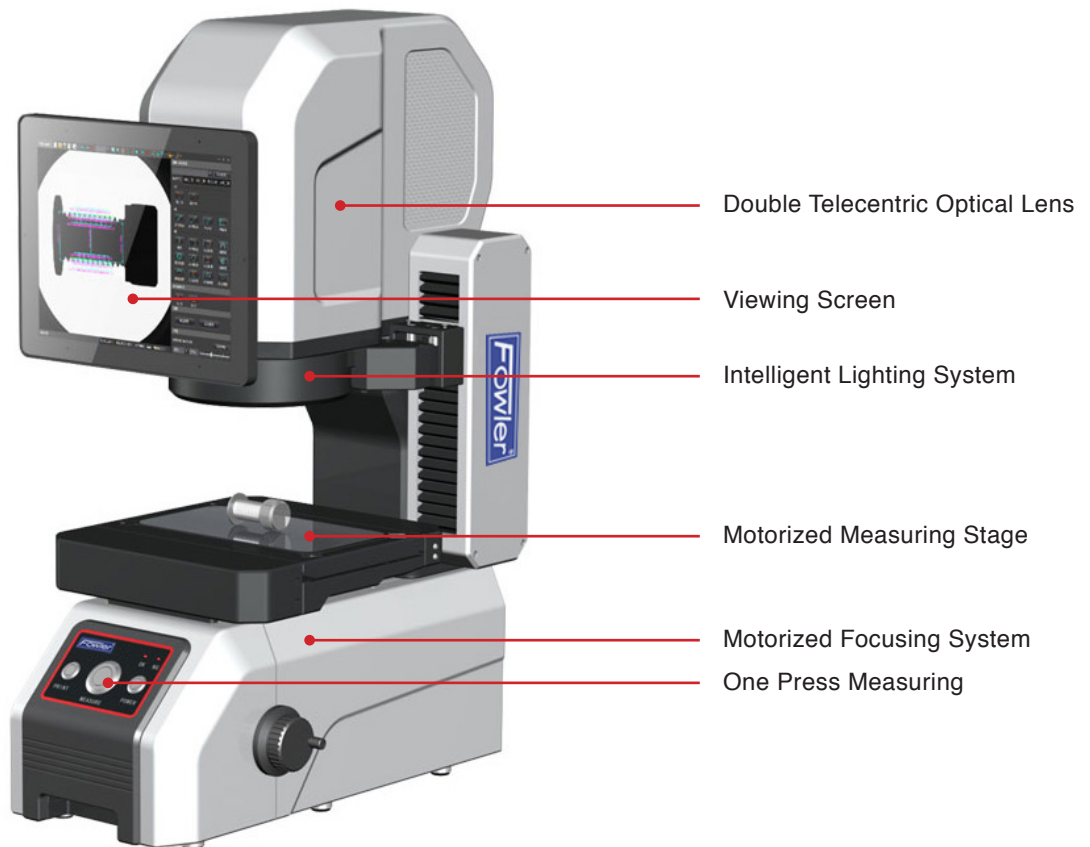


Normal lenses



Dedicated lenses for RM series

# RM3100



Technical Specifications			Model No. 54-830-310-0
Image Sensor		2x 5M monochrome CMOS	
Monitor	Built-In	10.4" LCD (XGA: 1024 x 768)	
	Outside	24" LCD (XGA: 1920 x 1080)	
Acceptance Lens		Double Telecentric Lens	
Light	Ring		Four-segment illumination (White light/green light)
	Bottom		Telecentric transmission illumination (Green light)
F.O.V	Large Field		Ø100mm x L200mm
	High Precision		W20mm x L130mm
Repeatability of Image Meas.	Large Field	Without Stitching <sup>*1</sup>	± 1μm
		With Stitching <sup>*2</sup>	± 2μm
	High Precision	Without Stitching <sup>*1</sup>	± 0.5μm
		With Stitching <sup>*2</sup>	± 1.5μm
Accuracy of Image Meas.	Large Field	Without Stitching <sup>*1</sup>	± 5μm
		With Stitching <sup>*2</sup>	± (7 + 0.02L) μm
	High Precision	Without Stitching <sup>*1</sup>	± 2μm
		With Stitching <sup>*2</sup>	± (4 + 0.02L) μm
Software		VisionX	
Resolution		0.1μm	
Physical Probe		No	
XY Object Table	X Travel Range		110mm
	Y Travel Range		—
	Loading Capacity		3 kg.
Z-Axis Travel Range		35mm (Motorized)	
Size (L x W x H)		500mm x 280mm x 670mm	
Weight		31 kg.	
Input		AC-100-240V, 50/60Hz, 2A	
Working Environment		Temp. 10°C - 35°C, Humidity 20-80%, Vibration <0.002g, Less than 15Hz	

Remark: <sup>\*1</sup> In the focus position, the environment temperature is +20 °C ± 1.0 °C

<sup>\*2</sup> In the focus position, the environment temperature is +20 °C ± 1.0 °C, and the load on the table is 1 kg or less; L is the moving range of the table (mm)




Technical Specifications			Model No. 54-830-320-0
Image Sensor			2x 5M monochrome CMOS
Monitor	Built-In		10.4" LCD (XGA: 1024 x 768)
	Outside		24" LCD (XGA: 1920 x 1080)
Acceptance Lens			Double Telecentric Lens
Light	Ring		Four-segment illumination (White light/green light)
	Bottom		Telecentric transmission illumination (Green light)
F.O.V	Large Field		200mm x 200mm (4 Angles R50)
	High Precision		130mm x 130mm
Repeatability of Image Meas.	Large Field	Without Stitching <sup>*1</sup>	± 1μm
		With Stitching <sup>*2</sup>	± 2μm
	High Precision	Without Stitching <sup>*1</sup>	± 0.5μm
		With Stitching <sup>*2</sup>	± 1.5μm
Accuracy of Image Meas.	Large Field	Without Stitching <sup>*1</sup>	± 5μm
		With Stitching <sup>*2</sup>	± (7 + 0.02L) μm
	High Precision	Without Stitching <sup>*1</sup>	± 2μm
		With Stitching <sup>*2</sup>	± (4 + 0.02L) μm
Resolution			0.1μm
XY Object Table	X Travel Range		110mm
	Y Travel Range		110mm
	Loading Capacity		5 kg.
Z-Axis Travel Range			75mm (Motorized)
Size (L x W x H)			531mm x 386mm x 731mm
Weight			49 kg.
Input			AC-100-240V, 50/60Hz, 2A
Working Environment			Temp. 10°C - 35°C, Humidity 20-80%, Vibration <0.002g, Less than 15Hz

Remark: <sup>\*1</sup> In the focus position, the environment temperature is +20 °C ± 1.0 °C

<sup>\*2</sup> In the focus position, the environment temperature is +20 °C ± 1.0 °C, and the load on the table is 2 kg or less; L is the moving range of the table (mm)

# RM8300



Technical Specifications			Model No. 54-830-830-0
Image Sensor			2x 20M monochrome CMOS
Monitor	Built-In		10.4" LCD (XGA: 1024 x 768)
	Outside		24" LCD (XGA: 1920 x 1080)
Acceptance Lens			Double Telecentric Lens
Light	Ring		Four-segment illumination (White light/green light)
	Bottom		Telecentric transmission illumination (Green light)
F.O.V	Large Field		300mm x 200mm (4 Angles R50)
	High Precision		230mm x 130mm
Repeatability of Image Meas.	Large Field	Without Stitching <sup>*1</sup>	± 1μm
		With Stitching <sup>*2</sup>	± 2μm
	High Precision	Without Stitching <sup>*1</sup>	± 0.5μm
		With Stitching <sup>*2</sup>	± 1.5μm
Accuracy of Image Meas.	Large Field	Without Stitching <sup>*1</sup>	± 3μm
		With Stitching <sup>*2</sup>	± (5 + 0.02L) μm
	High Precision	Without Stitching <sup>*1</sup>	± 1.5μm
		With Stitching <sup>*2</sup>	± (3 + 0.02L) μm
Resolution			0.1μm
Height Meas. (Physical Probe Optional)	Measuring Range (X*Y)		120*110mm
	Max Hole/Depth Ratio		1.5
	Dia. of Beam		Ø38μm
	Resolution		0.25μm
	Z Non-Movement	Range (Z)	± 3.5mm
		Accuracy	± 2μm
	Z Movement	Range (Z)	75mm
		Accuracy	± (6 + 0.01H) μm, H is Z movement height in mm
Horizontal Rotary Unit (Optional)	Rotation Angle		Range 360°, Resolution 0.01°
	Rotation Speed		0.2 - 2rev/s
	Max Diameter		Ø60mm
XY Object Table	X Travel Range		210mm
	Y Travel Range		110mm
	Loading Capacity		5 kg.
Z-Axis Travel Range			75mm (Motorized)
Size (L x W x H)			531mm x 503mm x 731mm
Weight			7.5 kg.
Input			AC-100-240V, 50/60Hz, 2A
Working Environment			Temp. 10°C - 35°C, Humidity 20-80%, Vibration <0.002g, Less than 15Hz

Remark: \*1 In the focus position, the environment temperature is +20 °C ± 1.0 °C

\*2 In the focus position, the environment temperature is +20 °C ± 1.0 °C, and the load on the table is 2 kg or less; L is the moving range of the table (mm)



## Applications

The RM Series of Rapid Measuring Machine is in every industry, including machinery, electronics, injection molding, hardware, rubber, low-voltage electrical appliances, magnetic materials, precision stamping, connectors, terminals, mobile phones, home appliances, printed circuit boards, medical equipment, watches, tools, etc.



Phone case



Phone accessories



Watch parts



Watch accessories



Machined parts



Stamped parts




Sheet metal parts




Injection molding



Magnetic elements



Cutting tools



Small metal parts




Gears



Rubber rings



Springs



Threads and shafts

## Accessories

Order Number	Description
54-830-099-0	Rapid measuring system workstation
54-830-005-0	Transparent acrylic V-shaped block with two grooves 3mm, 6mm
54-830-010-0	CAD importing software module
54-830-015-0	Optical probe for height measurement
54-830-020-0	Horizontal rotary unit
54-830-025-0	Checkerboard master gage for camera calibration
54-830-030-0	300mm glass ruler for calibration of glass-scale (only available for RM8300)
54-830-035-0	Coaxial light source
54-830-040-0	Glass countertop for RM8300
54-830-045-0	Glass gage for accuracy verification, size: 65mm x 65mm
54-830-050-0	Jig with central symmetry
54-830-055-0	Metal V-shaped block
54-830-060-0	Data exchanging software module
54-830-065-0	Q-DAS software module
54-830-070-0	Foot pedal board (Work as "Start" button)



**HEADQUARTERS**

780 Dedham Street • Canton • Massachusetts 02021  
(800) 788-2353 • (617) 332-4137 fax  
[www.fowlerprecision.com](http://www.fowlerprecision.com) • [sales@fowlerprecision.com](mailto:sales@fowlerprecision.com)

---

**DISTRIBUTION CENTER & SHOWROOM**

28010 Industry Drive  
Valencia, California 91355  
(415) 633-5354